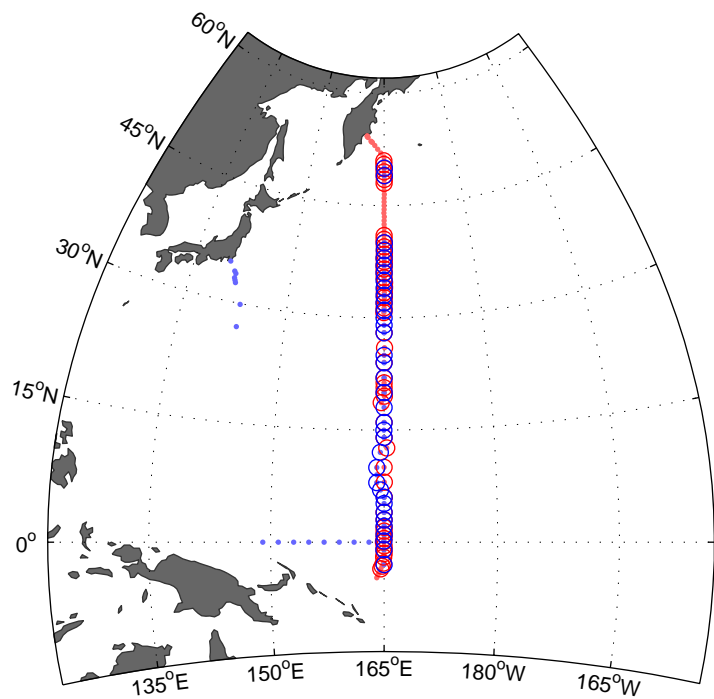
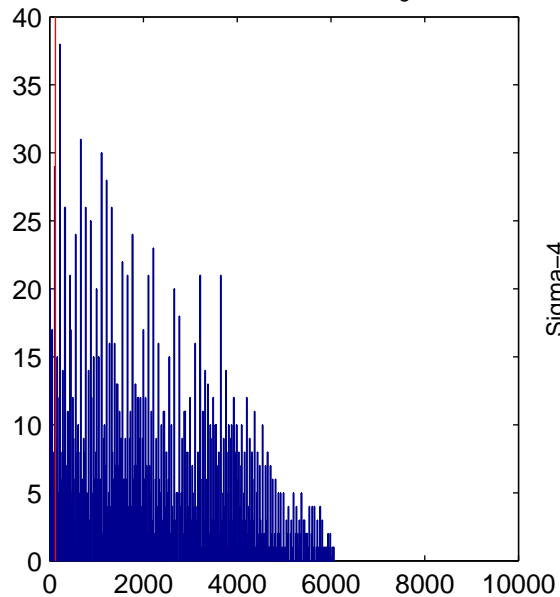


125 Station-station distance histogram



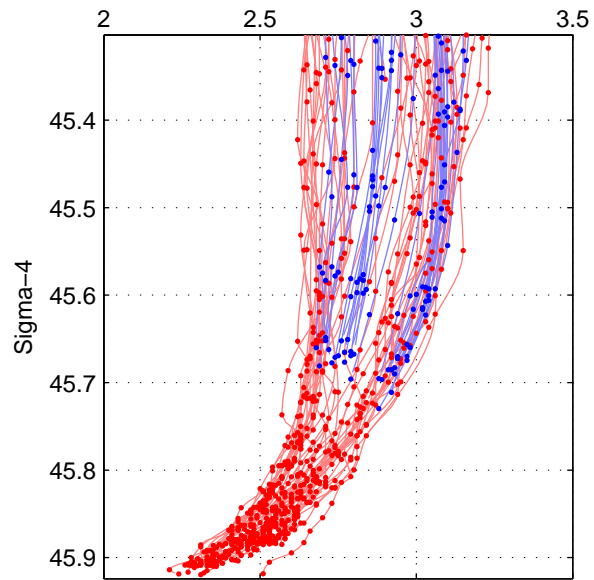
Cruise A (red). Date: Sep 1992 Cruisename: 494-322019920816

Cruise B (blue). Date: Oct 1998 Cruisename: 686-49UP19980916

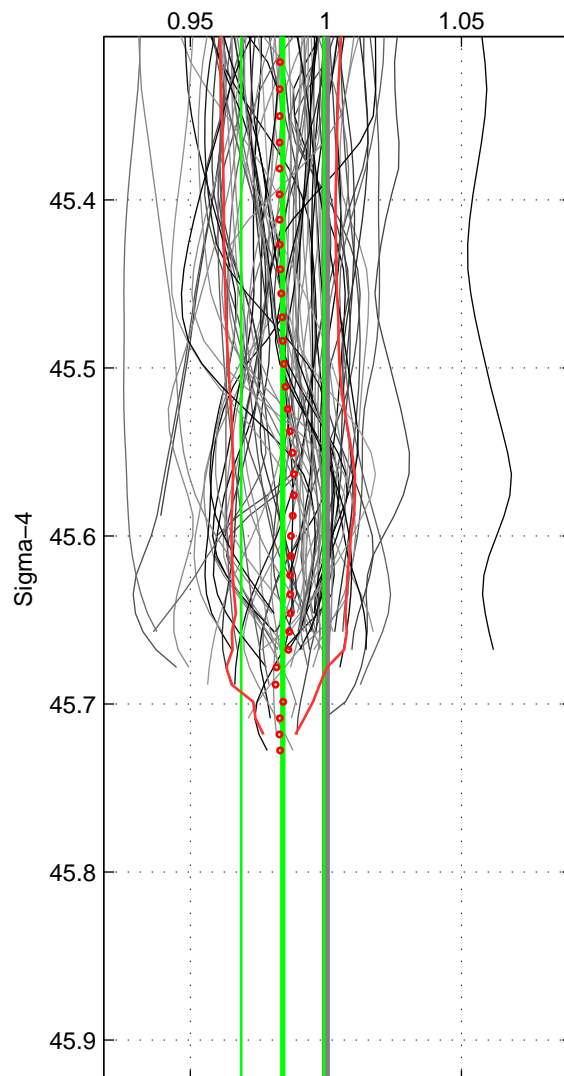
*** "Favourite" values are means of spaces 1 2.

	Offset	O.StDev	Ratio	R.Stdev	Rating
SIGMA:	-0.047	0.045	0.984	0.015	5
THETA:	-0.042	0.046	0.986	0.016	5
DEPTH:	-0.042	0.008	0.986	0.003	3
FAV. :	-0.044	0.045	0.985	0.015	5

PO4



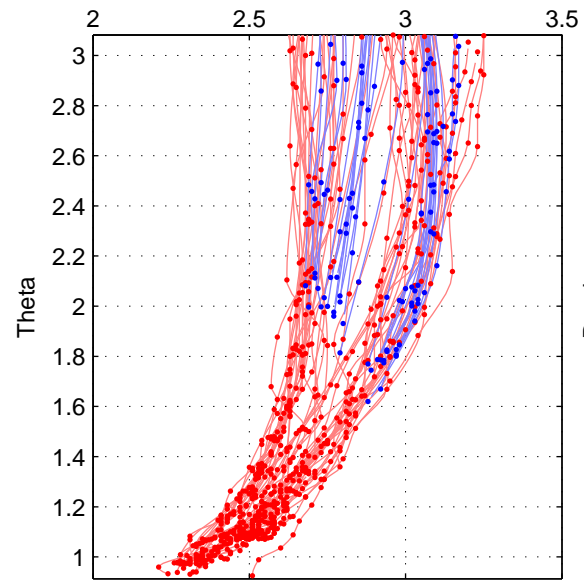
A-B



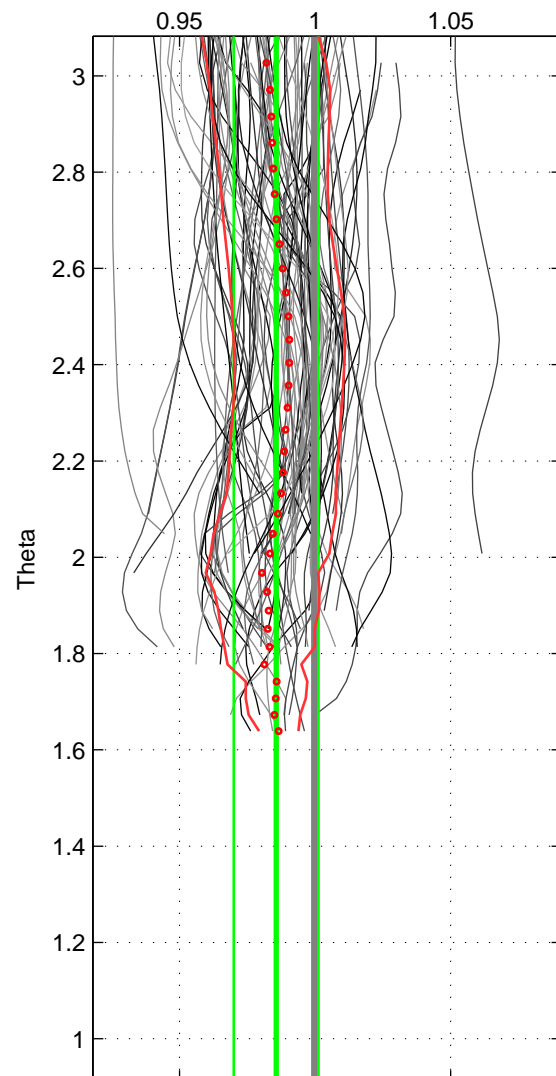
Profiles of A: 53
 Profiles of B: 30
 Diff profs : 83
 WMoffset (A-B): -0.046542
 WMoffset stdev: 0.044513
 WMratio (A/B): 0.9841
 WMratio stdev: 0.015278

Quality (1-5): 5

PO4



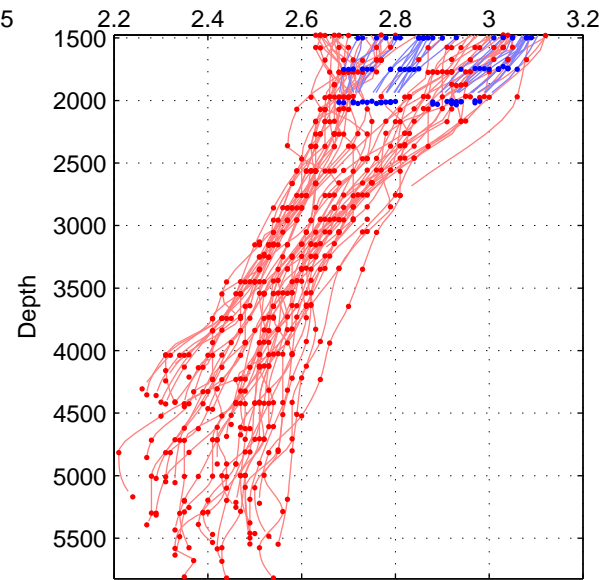
A-B



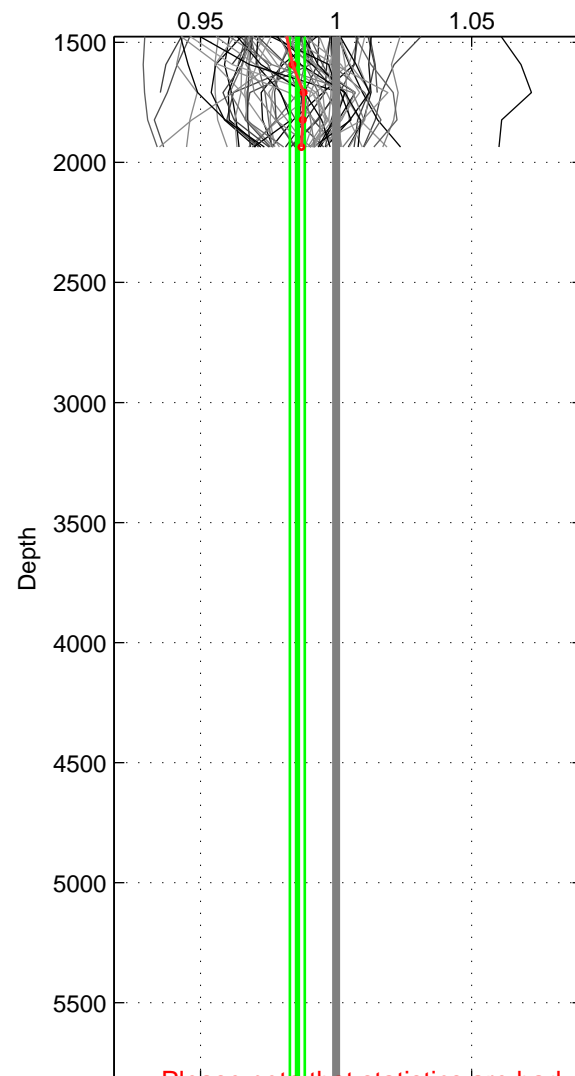
Profiles of A: 54
 Profiles of B: 30
 Diff profs : 84
 WMoffset (A-B): -0.042199
 WMoffset stdev: 0.045661
 WMratio (A/B): 0.98565
 WMratio stdev: 0.015605

Quality (1-5): 5

PO4



A-B



Profiles of A: 53
 Profiles of B: 30
 Diff profs : 80
 WMoffset (A-B): -0.041758
 WMoffset stdev: 0.0079488
 WMratio (A/B): 0.98576
 WMratio stdev: 0.002741

Quality (1-5): 3

Please note that statistics are bad.